



特米勒科技
TEMILE TECHNOLOGY

产 品 承 认 书

品名： 栅栏式接线端子 颜色： 黑色

材质： PA66 客户编码：

规格/型号： BHN 1.5-XX-7.62-07-T1 客户型号：

供应商： 东莞特米勒电子科技有限公司

销售方确认 (Approved)

拟制 (Prepared By)	
审核 (Audit)	
批准 (Approval)	

使用方确认 (Approved)

项目审核 (Project Audit)	
安规审核 (Safety Audit)	
品质批准 (Quality Approval)	

地址 (Address): 东莞市塘厦镇沙湖大岭边路 30 号

电话 (Tel): 0769-87869698

传真 (Fax): 0769-87885068

邮箱 (E-mail): tml2010@vip.sina.com

邮编 (Post): 523725

UL 认证: E346560

承认书目录

序号	承认书页数	资料名称
1		承认书封面
2		承认书目录
3		历史变更记录及参考图
4		样品外观尺寸图及结构示意图
5		机械特性参数/电气特性参数
6		CQC认证资料
7		CE认证资料
8		UL认证资料
9		
10		

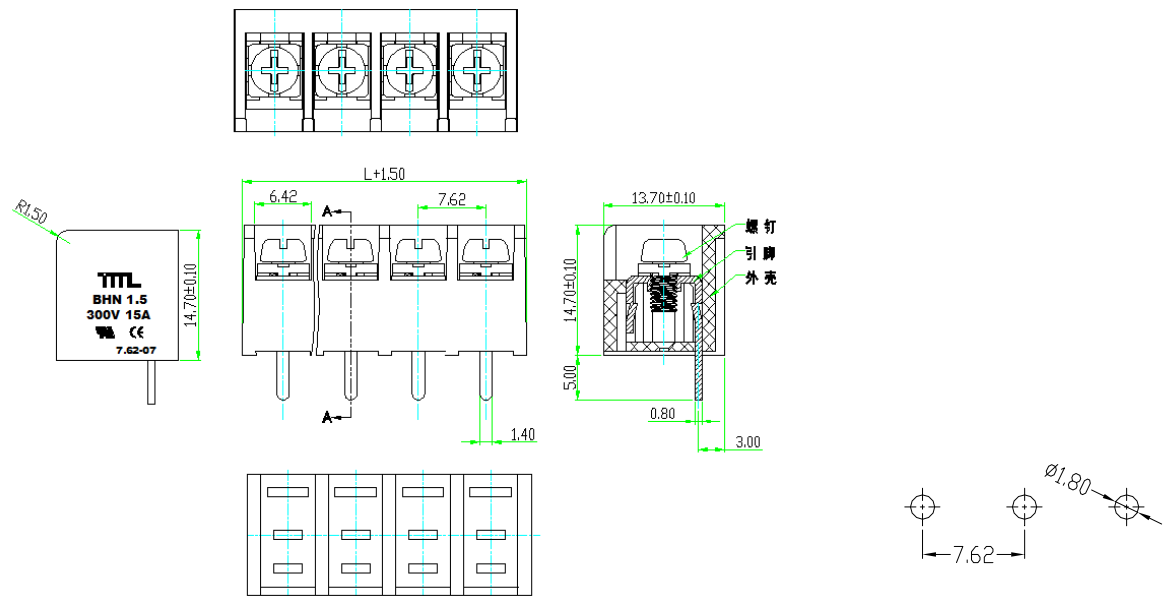
接线端子版本修订页

(Terminal blocks revised version of page)

序号 (No.)	版本 (Version)	更改内容 (Changes to the Content)	更改日期 (Change Date)
1	A	新归档 (New Archive)	2019-3-18
2			
3			
4			
5			
6			
7			
8			
9			

一、型号 (Type): BHN 1,5-XX-7,62-07-T1 (参考图 Reference Picture)

二、图形 (Drawing)



外形尺寸 (Shape Dimension)

PCB 孔位尺寸 (PCB Hole Dimension)

位 数	2	3	4	5	6	7	8	9	10	11
长度 (L)	15,24	22,86	30,48	38,10	45,72	53,34	60,96	68,58	76,20	83,82
位 数	12	13	14	15	16	17	18	19	20	...
长度 (L)	91,44	99,06	106,68	114,30	121,92	129,54	137,16	144,78	152,40	...

公差 (Tolerance)

>200	±1.20
>120	±1.00
>30~120	±0.60
>6~30	±0.40
>0~6	±0.25

三、BOM 表 (BOM Table)

序号 (No.)	名称 (Name)	材质 (Material)	表面处理 (Surface Treatment)	数量 (Amount)
(1)	外 壳 (Main Housing)	PA66 (UL94 V-0)		1
(2)	引 脚 (Terminal)	黄 铜 (Brass)	镀 锡 (Tin Plating)	X
(3)	螺钉 M3*5 (Assembly Screw)	钢 材 (Steel)	镀 镍 (Ni Plating)	X

四、进线方式 (Wire Entrance): 平行于线路板 (Parallel to the PCB board)
中心距 (Center Space): 7,62mm
接线规格 (Wire Range): 22-14AWG.

五、技术参数 (Technical Data):

螺钉扭矩 (Screw Torque): 7 lbf · in
电气参数 (Range Parameters): 300V, 15A
工频耐压 (Dielectric Voltage): AC2000V, 1 分钟无异常 (No one minute abnormal)
脉冲耐压 (Surge Voltage): 4000V, 正负极各 5 次 (All five are negative)
绝缘阻抗 (Insulation Resistance): DC500V, 500MΩ 以上 (DC500V, 500MΩ above)

六、工作环境 (Operation Environment):

工作温度 (Temperature): -40℃~+120℃
海拔 (Altitude): 2000m 以下 40Kpa~80KPa
相对湿度 (Relative Humidity): 5%~95%
污染等级 (Contamination Class): III

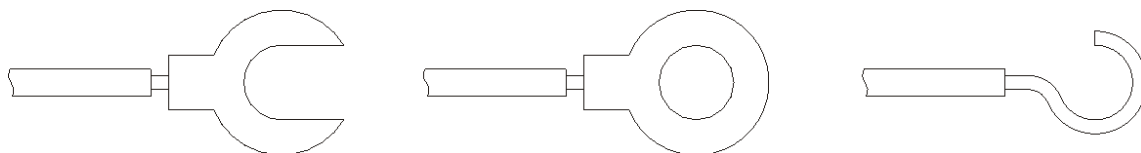
七、适用标准 (Applicable Standards):

IEC 998-2-1 IEC 947-7-1
UL 1059 UL 486E

八、工艺使用 (The use of Technology):

此种接线端子 (X 芯) 连接器采用焊接的方式与 PCB 板连接, 波峰焊接 260℃/5s、2 次共 10s, 手工烙铁焊接 350℃/3s; 接电缆线时只需一把相对应的一字或十字手动螺丝刀或相应规格的电动螺丝刀进行压接电缆, 使用连接方式有以下几种。

(The Terminal Blocks (Xpoles) connector used welding way connected with the PCB board, wave soldering 260 °C / 5 s, 2, a total of 10 s, hand-welded iron 350 °C / 3s; access cable, corresponding to only one Cross word or manual screwdriver or corresponding specifications for the electric screwdriver Crimp cable connection with the use of the following.)



九、包装方式 (Packaging):

密封包装 (Seal Packaging)



PRODUCT CERTIFICATE

CERTIFICATE NO.: CQC18003185613

NAME AND ADDRESS OF THE APPLICANT

DONGGUAN TEMILE ELECTRONIC TECHNOLOGY CO.,LTD
30#,Dalingbian Road,Shahu,Tangxia,Dongguan

NAME AND ADDRESS OF THE MANUFACTURER

DONGGUAN TEMILE ELECTRONIC TECHNOLOGY CO.,LTD
30#,Dalingbian Road,Shahu,Tangxia,Dongguan

NAME AND ADDRESS OF THE FACTORY

DONGGUAN TEMILE ELECTRONIC TECHNOLOGY CO.,LTD (V029236)
30#,Dalingbian Road,Shahu,Tangxia,Dongguan

PRODUCT NAME, MODEL AND SPECIFICATION

Connecting device with screw-type clamping units

BHN 1.5 1.5mm² 300V T120、BHD 3 4mm² 300V T120、 BHK 3 4mm² 300V T120、 BHL 5 4mm² 600V T120、 BHP 5 6mm² 300V T120、BHS 8 10mm² 600V T120、 BHC 5 6mm² 600V T120、BHR 26 16mm² 600V T120、 BHY 8 16mm² 600V T120、 BHQ 22 25mm² 600V T120、 EMS 1 1.5mm² 300V T120、 EMD 1.5 1.5mm² 300V T120、 EMC 5 6mm² 600V T120、 EMQ 10 10mm² 600V T120、 EMP 5 6mm² 600V T120、 EMQ 35 35mm² 600V T120

THE STANDARDS AND TECHNICAL REQUIREMENTS FOR THE PRODUCTS

GB/T13140.1-2008;GB/T13140.2-2008

TYPE OF CERTIFICATION SCHEMES

Type Testing of Product + Initial Factory Inspection + Follow up Factory Inspection

This is to certify that the above mentioned product(s) complies with the requirements of certification rules of CQC11-462195-2011 .

Valid from: Jan.08,2018

The validity of the certificate is subject to positive result of the regular follow up inspection by issuing certification body.

Accredited by China National Accreditation Service for Conformity Assessment CNAS C001-P

President: _____

Wang Kejiao



CHINA QUALITY CERTIFICATION CENTRE

Section 9, No.188, Nansihuan Xilu, Beijing 100070 P.R.China

<http://www.cqc.com.cn>

C 0109479



Vkan Certification & Testing Co., Ltd.

Certificate of Compliance

No. LVD17-7254

About the Low Voltage Directive 2014/35/EU

Applicant:

DONGGUAN TEMILE ELECTRONIC TECHNOLOGY CO., LTD.

30#, Dalingbian Road, Shahu, Tangxia, Dongguan City,
Guangdong, China

Product/Material:

Connecting device with screw-type clamping units

Trade Mark:

—

Model/Type:

BHN 1.5, BHD 3, BHK 3, BHL 5, BHP 5, BHS 8, BHC 5, BHR 26,
BHY 8, BHQ 22, EMS 1, EMD 1.5, EMC 5, EMQ 10, EMP 5, EMQ 35

Rated Specification:

BHN 1.5 1.5mm² 300V T120, BHD 3 4mm² 300V T120,
BHK 3 4mm² 300V T120, BHL 5 4mm² 600V T120,
BHP 5 6mm² 300V T120, BHS 8 10mm² 600V T120,
BHC 5 6mm² 600V T120, BHR 26 16mm² 600V T120,
BHY 8 16mm² 600V T120, BHQ 22 25mm² 600V T120,
EMS 1 1.5mm² 300V T120, EMD 1.5 1.5mm² 300V T120,
EMC 5 6mm² 600V T120, EMQ 10 10mm² 600V T120,
EMP 5 6mm² 600V T120, EMQ 35 35mm² 600V T120

Tested According to:

EN 60 998-1: 2004,
EN 60 998-2-1: 2004

**Referred to the
Technical Report:**

RZCE2017-0504LVD

This certificate of conformity is based on an evaluation of a tested sample of the product mentioned above. It does not imply assessment of series-production of the product. The applicant should hold the whole technical report at the disposal of the competent authority.

Provided it is also confirmed with any other EU directives, the manufacturer or its authorized European representative may draw up an EC/EEA Declaration of Conformity and affix the CE-mark shown below to each conforming product.



中国认可
国际互认
检测
TESTING
CNAS L0095



Deutsche
Akkreditierungsstelle
D-PL-17198-01-00



Signed by:

Xie haojiang

Xie haojiang

Director of CVC

Date of Issue: Dec. 19, 2017

Vkan Certification & Testing Co., Ltd.

No.3, Tiantaiyi Road, Kaitai Avenue, Science City, Guangzhou, 510663, P.R. China

Tel.: +86-20-32293888, Fax: +86-20-32293889. E-mail: office@cvc.org.cn

www.cvc.org.cn

LTC-C-0001-LVD-G2

XCFR2.E346560 - TERMINAL BLOCKS - COMPONENT

Terminal Blocks - Component

See General Information for Terminal Blocks - Component

DONGGUAN TERMINAL ELECTRONIC TECHNOLOGY CO LTD

E346560

No 30 Dalingbian Rd
Shahu, Tangxia
Dongguan, Guangdong 523725 CHINA


Cat. No.	Wire Range	Wire Type	FW	TQ Lb In.	V	A	UG	CA
BHK 3-XX-9.52 followed by -00 thru -99, followed by 00 thru 07, followed by (F), followed by C.	12-22, sol/str	Cu	2	10.5	300	20	B	2(115),4
BHP 5-XX-11.0 followed by -00 thru -99, followed by 00 thru 07, followed by (F).	12-22, sol/str	Cu	2	10.5	300	20	B	2(115),4
BHL 5-XX-10.0 followed by -00 thru -99, followed by 00 thru 07, followed by (F).	12-22, sol/str	Cu	2	10.5	300	20	B	2(115),4
EMD 1.5-XX-5.00 followed by 00 or 07.	12-26, sol/str	Cu	2	3.6	300	15	B	2(115),4
EMD 1.5-XX-5.08, followed by -00 thru -99, followed by (1).	12-26, sol/str	Cu	2	3.6	300	15	B	2(115),4
EMD 1.5-XX-5.00 followed by 01, 02 or 03.	16-26, sol/str	Cu	2	3.6	300	10	B	2(115),4
EMD 1.5-XX-5.08 followed by -00 thru -99, followed by (2) thru (4).	16-26, sol/str	Cu	2	3.6	300	10	B	2(115),4
EMA 5, followed by -02 thru -30, followed by -6.35, followed by -00 thru -07	30-10, Sol/Str	Cu	2	10	300	30	B, D ^A	2(115),4
					150		C	
EMC 5, followed by -02 thru -30, followed by -7.50 or -7.62, followed by -00 thru -07	30-10, Sol/Str	Cu	2	10	300	30	B, D ^A	2(120),4
					150		C	
EMP 5, followed by -02 thru -30, followed by -9.52, followed by -00 thru -08	30-10, Sol/Str	Cu	2	10	300	30	B, C	
					600		D ^A	

<i>EMP 5, followed by -02 thru -30, followed by -9.52, followed by -3</i>	30-10, Sol/Str	Cu	2	10	600	30	B, C, D ^A	2(120), 4
<i>EMQ 10, followed by -02 thru -30, followed by -10.16, followed by -00 thru -99, followed by (1) or (2).</i>	20-6, Sol/Str	Cu	2	13	300	65	B, D ^A	2(120), 4
					150		C	
<i>EMQ 10, followed by -02 thru -30, followed by -12.7, followed by -00 and -01</i>	20-6, Sol/Str	Cu	2	13	300	65	B, D ^A	2(120), 4
					150		C	
<i>EMQ 10, followed by -02 thru -30, followed by -15.24, followed by -00 and -01</i>	20-6, Sol/Str	Cu	2	13	300	65	B, C	2(120), 4
					600		D ^A	
<i>EMQ 10, followed by -02 thru -30, followed by -10.16, followed by -02 and -05</i>	20-6, Sol/Str	Cu	2	13	300	65	B, D ^A	2(120), 4
					150		C	
<i>EMQ 10, followed by -02 thru -30, followed by -12.7, followed by -02 and -03</i>	20-6, Sol/Str	Cu	2	13	300	65	B, D ^A	2(120), 4
					150		C	
<i>EMQ 10, followed by -02 thru -30, followed by -15.24, followed by -02 and -03</i>	20-6, Sol/Str	Cu	2	13	600	65	B, C, D ^A	2(120), 4
<i>EMQ 10, followed by -02 thru -30, followed by -10.16, followed by -01 and -04</i>	20-6, Sol/Str	Cu	2	13	300	65	B, D ^A	2(120), 4
					150		C	
<i>BHC 5, followed by -02 thru -30, followed by -13.5, followed by -00 thru -02</i>	20-8, Sol/Str	Cu	2	13	300	40	B, D ^A	2(140), 4
					150		C	
<i>BHQ 22, followed by -02 thru -30, followed by -20.0, followed by -00-C, -01-B1-C, -01-C, -02-C or -03-C</i>	26-4, Sol/Str	Cu	2	25	600	75	B, C, D ^A	2(140), 4
<i>BHQ 22 followed by -02 thru -30, followed by -23.5, followed by -00-C</i>	26-4, Sol/Str	Cu	2	25	300	75	B, C	2(140), 4
					600		D ^A	
<i>BHR 26, followed by -02 thru -30, followed by -16.0, followed by -00-C or -01-C</i>	26-6, Sol/Str	Cu	2	25	300	75	B, C	2(140), 4
					600		D ^A	
<i>BHS 8, followed by -02 thru -30, followed by -12.7, followed by -00 or 00-T1</i>	20-8, Sol/Str	Cu	2	13	600	40	B, C, D ^A	2(140), 4
<i>BHS 8, followed by -02 thru -30, followed by -12.7, followed by -01</i>	20-8, Sol/Str	Cu	2	13	300	40	B, C	2(140), 4

					600		D ^A	
<i>BHS 8, followed by -02 thru -30, followed by -13.0, followed by -00-C, -01-C, -01F-C, -01-T1, -02-C or -01F-C-B1</i>	20-8, Sol/Str	Cu	2	13	300	40	B, C	2(140), 4
					600		D ^A	
<i>BHS 8, followed by -02 thru -30, followed by -13.0, followed by -07-C</i>	20-8, Sol/Str	Cu	2	13	600	40	B, C, D ^A	2(140), 4
<i>BHY 8, followed by 02 thru -30, followed by -14.5, followed by -00-C, -01-C, -02-C or -04-C</i>	20-8, Sol/Str	Cu	2	13	600	40	B, C, D ^A	2(140), 4
<i>BHY 8, followed by 02 thru -30, followed by -14.5, followed by -02-C-T1, -03-C or -05-C</i>	20-8, Sol/Str	Cu	2	13	600	40	B, C, D ^A	2(140), 4
<i>BHD, followed by 3, followed by -02 thru -20, followed by 8.25, followed by -00 thru -99</i>	22~12 Sol/Str	Cu	1	7	300	30	B, D ^A	2(140), 5
<i>BHN, followed by 1.5, followed by -02 thru -20, followed by 7.62, followed by -00 thru -99</i>	22~12 Sol/Str	Cu	1	7	300	30	B, D ^A	2(140), 5
<i>CMH 1.5, followed by -01 thru -99, followed by -3.50, -3.81 or -3.96, followed by -00 thru -99.</i>	--	Cu	1	--	300	8	B	2(115)
<i>CMP 1.5 or EMS 1, followed by -01 thru -99, followed by -3.50, -3.81 or -3.96, followed by -00 thru -99.</i>	16, Sol/Str	Cu	2	2	300	8	B	2(115), 4
<i>CDP 2.5, followed by -01 thru -99, followed by -5.00, -5.08, -7.50 or -7.62, followed by -00 thru -99.</i>	12, Sol/Str	Cu	2	5	300	10	B	2(115), 4
<i>CSH 2.5, followed by -01 thru -99, followed by -5.00, -5.08, -7.50 or -7.62, followed by -00 thru -99.</i>	--	Cu	1	--	300	10	B	2(120)
<i>PS(D) 14/22 or RKM 10N/16N, followed by -01 thru -99, followed by -00 thru -99.</i>	4, Str	Cu	2	22	600	85	B, C, D ^A	2(125), 5
<i>PS(PD) 38/60 or RKM (RKH) 35/50, followed by -01 thru -99, followed by -00 thru -99.</i>	1/0 Str	Cu	2	40	600	160	B, C, D ^A	2(130), 5
<i>PS(PD) 80 or RKH 70, followed by -01 thru -99, followed by -00 thru -99</i>	3/0 Str	Cu	2	40	600	180	B, C, D ^A	2(130), 5
<i>PS(PD) 100/120 or RKM 70 or RKH 95, followed by -01 thru -99, followed by -00 thru -99.</i>	4/0 Str	Cu	2	60	600	200	B, C, D ^A	2(130), 5
<i>PS(PD) 150 or RKM (RKH) 150, followed by -01 thru -99, followed by -00 thru -99.</i>	350 kcmil	Cu	2	60	600	300	B, C, D ^A	2(130), 5
<i>PS(PD)1.5/2/3, followed by -01 thru -99, followed by -00 thru -99.</i>	12~16, Str/Sol	Cu	2	7	300	20	B, C	2(125), 4
					600		D ^A	

<i>RKM 1.5N/2.5B/3N, followed by -01 thru -99, followed by -00 thru -99.</i>	12~16, Str/Sol	Cu	2	7	300	20	B, C	2(125), 4
					600		D ^A	
<i>PS(PD)5/4/8, followed by -01 thru -99, followed by -00 thru -99.</i>	8~10, Str/Sol	Cu	2	13	300	40	B, C	2(125), 4
					600		D ^A	
<i>RKM 5N/6N, followed by -01 thru -99, followed by -00 thru -99.</i>	8~10, Str/Sol	Cu	2	13	300	40	B, C	2(125), 4
					600		D ^A	

Note A - These limited ratings are applicable to a terminal block for use in or with industrial control equipment whereby the load on any single circuit of the terminal block does not exceed 15 A at 51-150 V, 10 A at 151-300 V, or 5 A at 301-600 V, or the maximum ampere rating, whichever is less.

Marking: Company name or trademarks  or "Temile" and catalog designation (catalog designation may appear on shipping carton).

Last Updated on 2019-01-18

The appearance of a company's name or product in this database does not in itself assure that products so identified have been manufactured under UL's Follow-Up Service. Only those products bearing the UL Mark should be considered to be Certified and covered under UL's Follow-Up Service. Always look for the Mark on the product.

UL permits the reproduction of the material contained in the Online Certification Directory subject to the following conditions: 1. The Guide Information, Assemblies, Constructions, Designs, Systems, and/or Certifications (files) must be presented in their entirety and in a non-misleading manner, without any manipulation of the data (or drawings). 2. The statement "Reprinted from the Online Certifications Directory with permission from UL" must appear adjacent to the extracted material. In addition, the reprinted material must include a copyright notice in the following format: "© 2019 UL LLC"